

How to write a paper and get it published



- Editor in Chief, *Open Ceramics*
- Paolo Colombo, Prof. ing.
- University of Padova, Department of Industrial Engineering, Padova, Italy



- Editor in Chief, *Journal of the European Ceramic Society*
- Jérôme Chevalier, Prof. PhD
- National Institute of Applied Sciences of Lyon, Villeurbanne, France

The two journals of the European Ceramic Society

Established in 1988, JECS publishes original research relating to the **structure, properties and processing of ceramics**

- Emphasis on novel generic science concerning the relationships between **processing, microstructure and properties of polycrystalline ceramics consolidated at high temperature and/or under pressure**
- Papers may relate to any of the conventional categories of ceramic: structural, functional, traditional or composite. **Papers on bioceramics are accepted and can include inorganic biomaterials, understood more broadly...as long as the material itself is the central focus of the paper**
- **Impact Factor 2024: 6.2 (2023:5.9)**



JECS
Trust



The two journals of the European Ceramic Society

Established in 2020, OC publishes original research relating to the **structure, properties and processing of all classes of ceramic materials** (including powders, coatings, binders, etc.)

- More Recent Journal, Gold Open Access, with a broader scope than JECS
- Relationships between **processing, microstructure and properties of ceramics, glasses and other non-metallic inorganic materials**, as well as their **synthesis, manufacture and applications**
- Has received a very good first Impact Factor: **2.9 (2023), 2.8 (2024)** and Q1 in Materials Science, Ceramics



JECS
Trust



Journals of the European Ceramic Society !

JECs
Trust



JECs and OC are the journals of our Society

- Fair agreement with Elsevier, in the framework of the JECs Trust
- Benefits (subscriptions/downloads) shared between the publisher and JECs Trust, for the benefit of ECerS
- Regular events, summer schools, mobilities, workshops, ECerS prices, etc.
- **Publishing in JECs and OC is publishing in good journals (Q1, n°2 and n°8) and is also an act of support to ECerS...**
- A (good) paper rejected by JECs (e.g., on scope issues) can be suggested for transfer towards OC (by the editors of JECs)

The two journals of the European Ceramic Society

Top facts



J ECS Impact Factor: 6.2

Open Ceramics Impact Factor 2.8

Combined 2025 submissions:

Combined Articles accepted (2025) 950

Open Ceramics Average editorial time to acceptance:

J ECS Average editorial time to acceptance:

ELSEVIER

What we are trying to achieve and what readers want

- **Clear communication of proven facts**, interpretations and hypothesis → people will actually learn something from our work
- **Novel and rigorous science** (results supported by evidence and good procedures) that is original, well conducted and repeatable. The work does not need to necessarily address a “hot topic”
- If the work has been already published as a conference proceeding or an extended abstract, it cannot be published again as a journal paper (**duplication of data**)
- **Obeys the accepted rules of scientific publishing** (work ethically prepared and submitted)

If these aims are achieved, the paper should impress the Editors and Reviewers and be published

Peer Reviewed Journals

- Subjective
- Unfair!
- Infuriating!

It is the worst possible system ...

Peer Reviewed Journals

- Subjective!
- Unfair!
- Infuriating!

It is the worst possible system apart from all the other ones!

- Peer review makes clear that academic science is a serious project for the whole of humanity ...
 - ... not a game played for the (self-)promotion of individuals
- Scientific progress with peer review is slow but sure
 - ... we all move forward together

Peer review isn't perfect, but it's the best imperfect system we've got

Rules of scientific publishing

- **One** journal at a time
- **New results only** - no multiple publication of your own work without justification and acknowledgement (manuscripts are automatically checked for duplicate content)
- **No cheating** - i.e., no data fabrication, figure manipulation, culling of unfavorable data, etc.
- **No plagiarism**



So what if I want to use part of another researcher's work? Is there an ethical way to do this?

YES! And there's more than one way to avoid plagiarism!

Here are 3 things you could do:

Quote	Paraphrase	Summarize
Use the exact same words as the original	Rewrite the original ideas in your own words	Put the original ideas into your own words
The quoted sentence must be enclosed within double quotes ("...") or set apart from the rest of the text as a block quotation	The paraphrased sentence must only match the source document in terms of meaning, not exact words	The summarized text must provide a short overview of the source text and be much shorter than the original version

- **Plagiarism** is an **unacceptable** form of scholarly misconduct. The word plagiarism is derived from Latin: “*Plagiare*” means to kidnap
- Plagiarism: substantial unattributed textual copying of another’s work, that is the unattributed verbatim or nearly verbatim copying of sentences and paragraphs which materially mislead the ordinary reader regarding the contributions of the author. The original author should always be acknowledged (*use of quotation marks might be necessary*). It also applies to **images**
- **Self-plagiarism**: reuse (copying) of one’s own previous writing or artwork/images in the production of a new piece of work
 - **Methods section**: it is very common that the methodology used in a given study is similar or identical to the methods used in previous work from the same author or authors. In these cases, reuse of text to be appropriate or even desirable to ensure clarity and consistency. However, it is always important to cite the paper in which the method was originally described (and from which the text is reused), so that readers are not misled about the originality of the method (*and infringe copyright*)
 - **Introduction, Discussion, Conclusion sections**: not acceptable. The introduction and discussion should be tailored to the specific research question and results that are presented in a given work. The introduction should describe the background and motivation of your current project, and the discussion should reflect on its implications and limitations. The conclusions need to be specific to the current work only

- **Style** - good style is achieved through plainness, simplicity, good structure and desire to convey information to the reader in the most accessible way
- **Be clear** - the essence of technical writing is communication. Use simple language and simple, concise construction; short words rather than long; familiar words, not obscure. When you've said something, make sure that you've really said it
- Write your paper with a **specific journal** and readership in mind
- **Organize your writing** - choose where to start

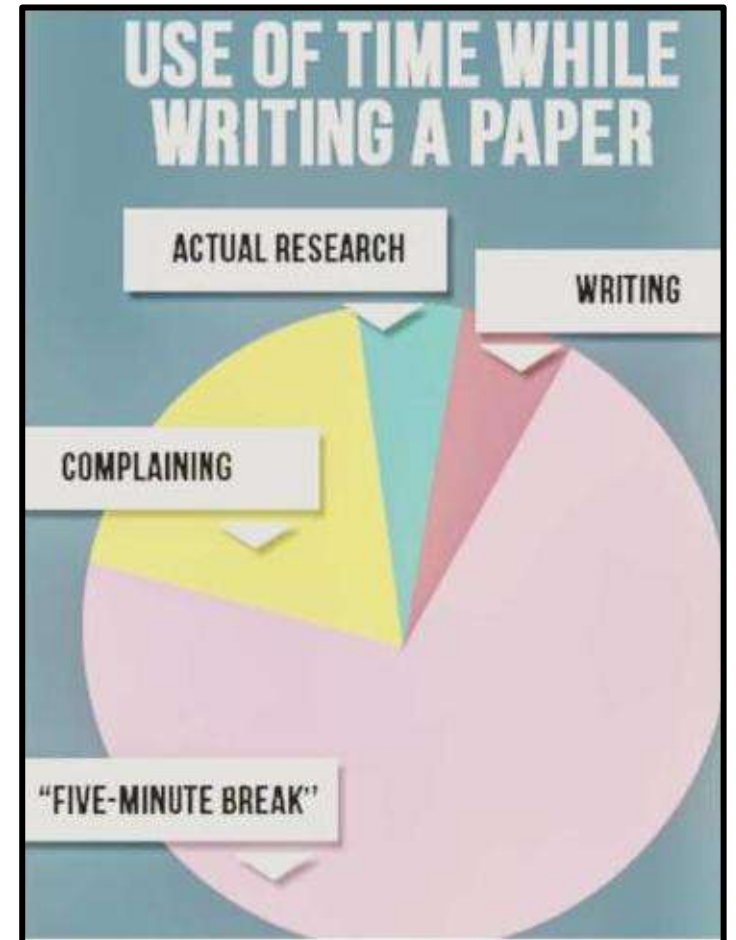
My personal suggestion:

- 1) Decide what is the main message (**and audience**) of your manuscript
- 2) Prepare the figures and tables accordingly
- 3) Start writing the Experimental section, to clarify what you have actually done
- 4) Add the results/discussion, according to the logical order
- 5) Write the Introduction
- 6) Write the Abstract and the Conclusions



- **Define everything** - Define all symbols and abbreviations at their first occurrence
- **Be consistent** - use either British English or American English throughout the entire manuscript
- **Do not overstate, over emphasize or apologize** - all of these undermine the reader's confidence in your judgment
 - *This very important result...*, *This result...*: leave the reader to decide on importance and significance
 - *Unfortunately, there was insufficient time to complete the last set of tests*: it suggests bad planning, laziness, incompetence
- **Remember**: you are writing for a **diverse audience**: 1) Editors; 2) Readers/Colleagues; 3) Search engines

- **Revise and rewrite** - Revising is part of writing, nobody gets it right first time; some go through several drafts. Don't be lazy and keep working at it...! Writing a paper should NOT take ages.

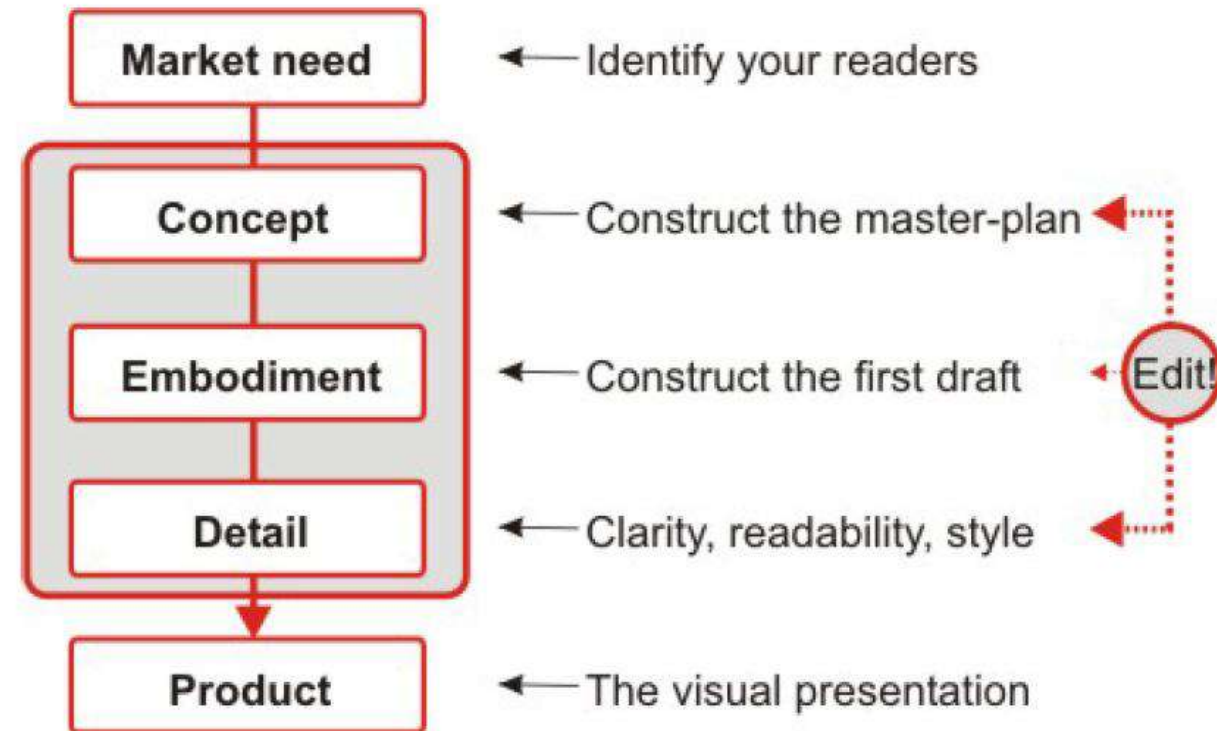


Design your manuscript

- Poor writing lacks **order**, mixes ideas that should develop separately, fails to **progress in a logical sequence** - first, draw up a Table of Contents
- Identify your **targeted audience** - who do you want to reach and why? → **choice of an appropriate journal** → different writing styles required

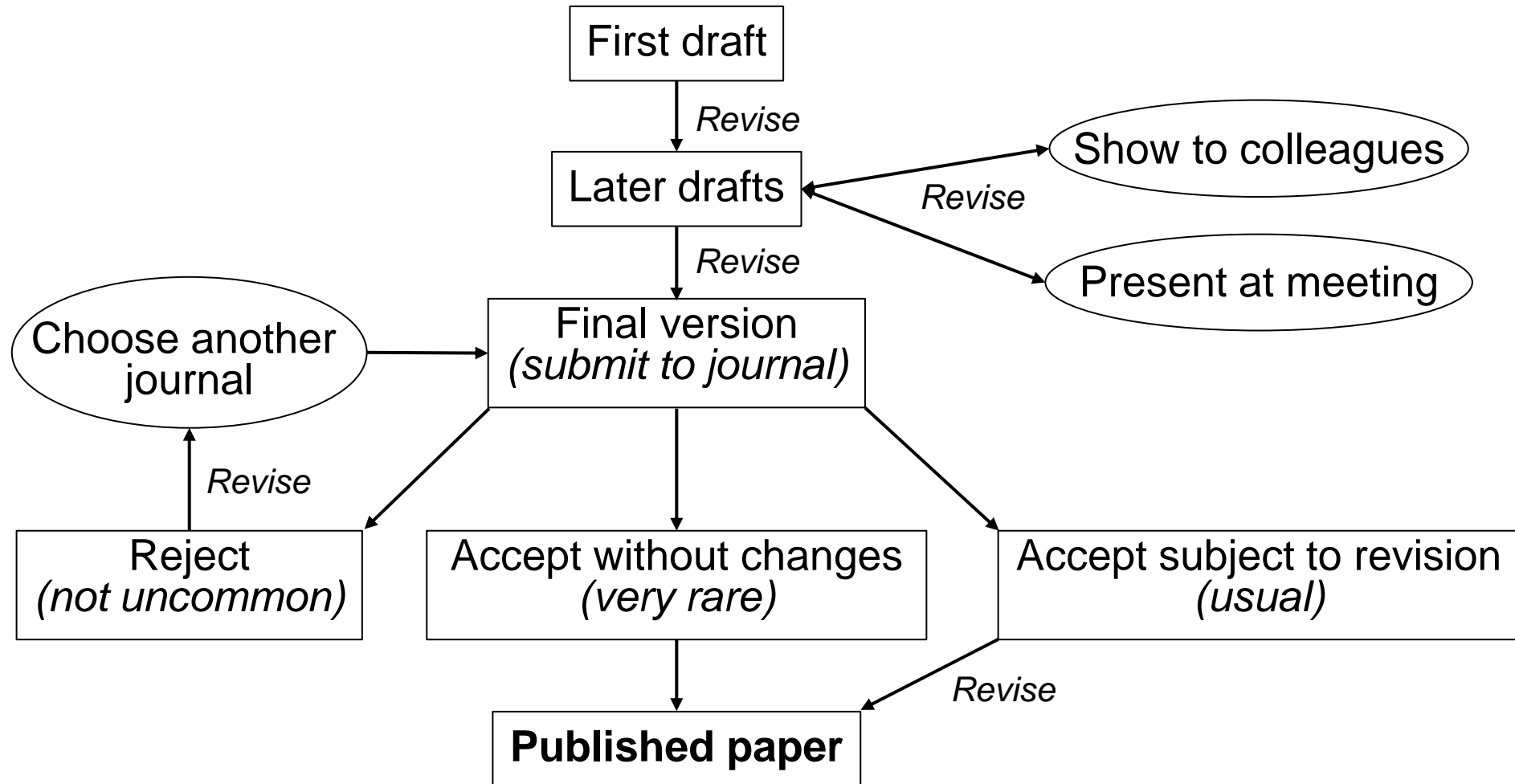
- Remember always who you are writing for
- Ask yourself: What should be in the paper? What else might be relevant? Am I missing any important experiments/data?
- The first job is to **structure your thinking**.

You can't write clearly if you do not know what to say!



- Elsevier's AI policy for authors states that **authors are allowed to use generative AI and AI-assisted technologies** in the writing process before submission, but **only to improve the language and readability of their work and with the appropriate disclosure**
- AI should **NOT** be used to replace key authoring tasks such as producing scientific insights or drawing scientific conclusions
- Applying the technology should be done with **human oversight and control** and all work should be **reviewed and edited carefully**, because AI can generate authoritative-sounding output that can be incorrect, incomplete, or biased
- Authors should **NOT** list AI and AI-assisted technologies as an author or co-author, nor cite AI as an author
- Elsevier **does NOT permit the use of generative AI or AI-assisted tools to create or alter images in submitted manuscripts**, including the graphical abstract or cover image
- This policy does not prevent the **use of AI and AI-assisted tools in formal research design or research methods**. Where AI or AI-assisted tools are used in this context, they should be described as part of **the methodology of the work**, with details provided in the Methods section, if relevant, or in a separate section preceding references or bibliography

Writing and submission flowchart



- Many steps: be patient and persevere!

1. Regular papers

Research papers containing data that provide a sufficient contribution to the existing literature

2. Communications/Letters

Research papers that are so novel that a full set of data is not yet been collected, but **the exceptional novelty and significance of the work warrants fast publication.**

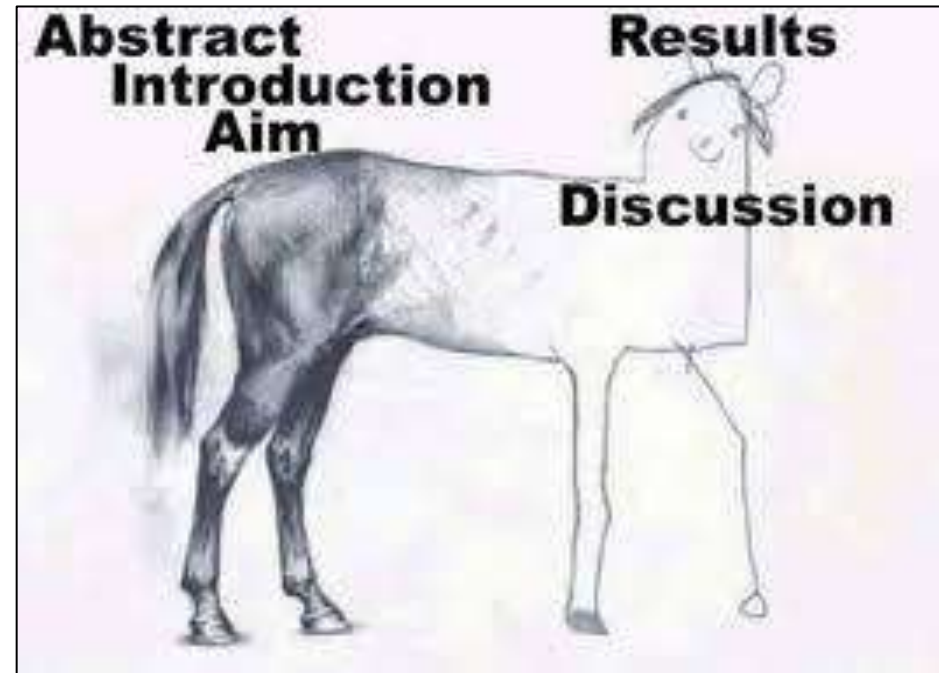
Communications/Letters are NOT for publishing work that simply does not have enough data...

3. Reviews

Review papers are **NOT simply a collection of information** concerning existing literature. **They need to be a critical evaluation of the state of the art, providing also insights into future developments for the field.**

A review paper should be written by someone who has been working in the field for enough years to guarantee that he possesses enough specific knowledge to provide a reliable assessment and outlook of the topics. **A review paper is NOT the first chapter of a PhD thesis...**

- Title
- Authorship
- Abstract
- Keywords
- Introduction
- Experimental/Methods*
- Results } *might be combined*
- Discussion } *(but distinguishing them is elegant !)*
- Summary/Conclusions
- Acknowledgments
- References
- Supplementary information



* *the order of the paragraphs might change according to the journal; **look at policies and guidelines***

- **Title is important:** it should be meaningful, brief, clear, specific and correct (useful for AI indexing)
- The title drives attention to the work: if uninteresting, the paper will not be downloaded and cited
- If you have alternative titles, who would you like to attract?
- **Avoid terms like ‘extraordinary, exceptional’.** The reader will judge. Avoid misleading terms (ex: synergy, if not appropriate)

Examples

Original Title	Revised	Remarks
Preliminary observations on the effect of Zn element on anticorrosion of zinc plating layer	Effect of Zn on anticorrosion of zinc plating layer	<ul style="list-style-type: none"> • <u>Long title</u> distracts readers • Remove all <u>redundancies</u> such as “observations on”, “the nature of”, etc.
Action of antibiotics on bacteria	Inhibition of growth of mycobacterium tuberculosis by streptomycin	<ul style="list-style-type: none"> • Titles should be <u>specific</u> • Think to yourself: “How will I search for this piece of information?” when you design the title

- List **only** people that have contributed something of importance to the work and the manuscript. This is an ethical policy.
- Discuss with advisor/colleagues for name and order of authors, corresponding author(s): try avoiding any *faux pas*
 - ... “internal” rules vary in different labs
 - ... different countries attribute a different meaning to the order of authors
 - ... legal requirements and rules concerning data ownership vary from country to country
- List the full, correct names of the authors, with all initials, the Institute or organization, with full address



- Keywords are used by abstracting and indexing services, such as PubMed and Web of Science. They are your manuscript's identifying labels, which make it "searchable" online by other researchers
- Include words or phrases (usually 4-8) that are closely related to your topic but not too specialized for anyone to find them
- Make sure to only use established abbreviations (avoid them).
- Think about what scientific terms and variations your potential readers are likely to use and search for (search for your selected keywords in one of the common academic search engines: if similar articles to your own appear, then your keywords are appropriate)
- **Good to use keywords that give complementary information to the title (search are generally based on Title AND Keywords AND Abstract)**
- **Attention to the use of American English vs British English**

- Not mandatory (check journal's instructions to authors)
- Useful to help the reader to quickly gain an overview on a paper and to quickly illustrate the purpose and results of a given research
- Useful for editors to have a clear picture of the goal (and meaningfulness) of the research

- Emphasize the **new** and **important** results of your work at the beginning of the abstract, defining the problem or hypothesis
- It is a summary of the important parts of the WHOLE paper ...
... an advertisement for your article → **it should make the reader interested in actually reading the rest of the paper!**
- One paragraph (between 50-300 words)
- A few sentences each on Motive, Method, Key results and Conclusions
- End with overview of your key results and findings, and why those are important
- It should stand alone - no undefined acronyms or other terms, numbered references, figures, etc.
- Include most important keywords/phrases for **AI indexing**

- Explain why you have done the research and what it aimed to achieve as briefly as possible:
 - Background - What is the problem/hypothesis and why is it interesting?
 - What IS known from the literature (what did they do?) ...
 - ... and what is NOT known ...
 - ... why it needs to be known ...
 - ... and how your research aimed to solve this problem
- Don't start introductions (or anything else) with **platitudes**. Tell the reader something he doesn't already know (assume your reader already knows the basics)
- Last paragraph can state the specific objective of the paper, for a smooth transition to the next section
- Do not state results or conclusions in the introduction (typically, no figures either)
- **References** (here **and** everywhere else) should be the **original source** and are to support your **specific** arguments

- Provide a comprehensive list of **all** papers ever published in areas loosely connected with the research area
- Cite **only** papers that you have actually read, and you are sure that provide a support to your argument
- References must be complete: name, initials, year, title, journal, volume, start-page and finish-page → adapt to the specific journal's style

References are **NOT** to be used to

- Increase your h-index by citing every paper YOU have ever published ...
 - ... or those of your friends and countrymen
 - ... especially if you do not cite important papers by other researchers

- Heading can differ (Materials&Methods; Experimental section; Experimental procedure, ...)
- **Experimental paper:** equipment, materials, methods
- **Modelling paper:** assumptions, mathematical tools, methods
- **Computational paper:** inputs, computational tools, methods
- Explain only what you did (sample preparation and measurement methods)...
... but in enough detail for someone else to be able to reproduce the results
- Do not forget anything important (e.g., sintering was carried out in inert atmosphere, the number of samples tested, the tests carried out, etc.)!
- Provide all the proper details (supplier of raw materials, manufacturer of equipment, specific model of equipment used, operating conditions, etc.)
- Label your samples unequivocally and consistently
- Don't mix Materials&Methods with Results or Discussion - **do not comment any of the data**

- Present the output of the experiments, model or computation
- Tell the reader what happened...
 - ... graphs, tables, pictures etc. and a few words to tell the reader what they should see in them
 - ... give emphasis in the text to the most important aspects of the presented data (tables and/or graphs)
- Routine, accepted, indisputable analysis and interpretation only
- **Do not include data that you don't discuss in the paper!** Use only data that support your narrative
- Try to answer potential rebuttals or objections ahead of time
- Present data in a simple and straightforward way, without opinion or interpretation

- Use flow charts to show methods, procedures
- Use graphs to plot data
- Use schematics to show how equipment works, or illustrate a mechanism or model
- Use drawings and photographs to illustrate equipment, microstructures, etc.
- **Use an appropriate number of figures** (not every image is necessary → SI)
- Make sure that the axes are properly labelled, that the number of ticks is appropriate, that units are defined and that the figure will tolerate reduction in size without becoming illegible
- Label each curve of graphs
- Give error-bars or confidence-limits for numerical or graphical data. Statistics should be meaningful
- Do not make excessively long or wide tables: break the data in multiple tables
- When writing equations, do not forget to number them and to define all the variables

- Purpose is to use all the evidence to supply the new scientific knowledge promised in the Introduction
- Extract principles, relationships, generalisations
- Present analysis, model or theory
- Show relationship between the results and analysis, and compare with model or theory
- Draw the results together to deduce the conclusions
- Compare with previous results from the literature
- No fantastic NEW theories without:
 - first ruling out the OLD ones
 - support from the evidence of the new results/analysis
- Be cautious: discuss arguments for AND against the ideas proposed
- Discuss data in the order they appear in the text (e.g., do not discuss data in Fig. 3 before data in Fig. 1 and Fig. 2)
- You should comment **ALL** the data presented in graphs and tables
- Never leave “outliers” unexplained

Tips for a good Discussion section

- 1. Results. 2. Discussion. or “Results-and-Discussion”?

Combined Results and Discussion can work for pieces of research that are short or especially by their nature sequential, e.g., syntheses or development of a processing method. However, where the purpose of a paper is to establish a single mechanism from the evidence of several different techniques, sometimes it is simply not possible to find an order that avoids referring forwards or backwards. It becomes cumbersome and the message is lost

- Do not interpret the data from each technique in isolation (prevents Results being drawn together)
- If separated, Discussion subheadings are usually different from those in the Results section
- Well-argued prose (no bullet points)
- Do not waste space repeating the Results
- It is not a “whodunnit” or magic trick: make the conclusion clear as soon as possible

- **Draw together the most important results and their consequences**, stating how your work addresses your problem/hypothesis
- **Be brief** - mention few most important points only
- List any reservations or limitations
- Do not provide any new information/data
- Do not speculate on properties/structure/behaviors you did not investigate
- Discuss the importance of your findings to the field
- **Note: Abstract and Conclusions are two entirely different things** (do not duplicate the Abstract or vice versa)!

- Remember to acknowledge **all** funding agencies
- Acknowledge people that have helped you with ideas, technical assistance, materials, finance or reviewing (but have not contributed to the work anything substantial enough to make them co-authors)
- Do not write personal messages ...



JORGE CHAM © THE STANFORD DAILY

phd.stanford.edu/comics

Acknowledgments

What you write:

"Thanks to the editor and the referees for their exceptionally helpful comments during the review process."

"Thanks to the person in our research group with whom we had long conversations regarding the subject of this paper."

"Thanks to the Grant Funding Agency for supporting this work. This work was supported under grant N00014-98-7994."

"Thanks to certain Professors in other Institutions for their insight and helpful feedback provided at Conference discussions."

"Thanks to our collaborators who provided the data used in this work."

What you actually want to say:

"Thank you for your endless requests and revisions that sucked the life out of a poor Ph.D. student."

"Thank you for helping us come up with the critical idea that helped solve our problem but you don't get authorship credit."

"None of the money was actually used for this paper but we needed to say this in order to get more \$\$ from them."

"Your comments were not helpful, but I'm writing this in case any of you happen to be reviewing this paper."

"Actually, we really do want to thank them. They saved us a TON of work! (But they still don't get authorship credit)."

WWW.PHDCOMICS.COM

- Essential material that would interrupt the flow of the main text
- Useful to provide additional data without necessarily requiring an extended discussion
- An appendix must have **purpose**; it is not a bottom drawer for the stuff that you cannot bear to throw away. It should be well structured and stand by itself
- Consider also the possibility of uploading videos, if they help illustrating and clarifying some points you are making in your manuscript

- Do not suggest researchers from your own laboratory or institution
- Do not suggest “friends” that work on a different topic
- Suggest only researchers who are actively working in the correct field/topic
- Do not contact researchers in advance to alert them that they might receive your manuscript for review
- Suggest people that will be able to review the paper (do not suggest only senior scientists)
- Post-docs are OK, but do not suggest PhD students or people with no sufficient track record of publishing in a specific field
- Suggest people that you know/believe will allow you to improve your manuscript and make it more relevant/cited once published (ask for the advice of a senior researcher), since the job of a reviewer is not to annoy or ‘kill’ you but more to improve the quality of your work/paper

A note: JECS and OCERAM have recently decided not to allow the suggestion of reviewers.

Sentences

- **Write direct and short sentences** (esp. if English is not your native language)
- One idea or piece of information per sentence is sufficient
- Avoid multiple statements in one sentence

An example of what NOT to do:

If it is the case, intravenous administration should result in that emulsion has higher intravenous administration retention concentration, but which is not in accordance with the result, and therefore the more rational interpretation should be that SLN with mean diameter of 46 nm is greatly different from emulsion with mean diameter of 65 nm in entering tumor, namely, it is probably difficult for emulsion to enter and exit from tumor blood vessel as freely as SLN, which may be caused by the fact that the tumor blood vessel aperture is smaller.

A possible modification:

It was expected that the intravenous administration via emulsion would have a higher retention concentration. However, the experimental results suggest otherwise. The SLN entered the tumor blood vessel more easily than the emulsion. This may be due to the smaller aperture of the SLN (46 nm) compared with the aperture of the emulsion (65 nm).

Tenses

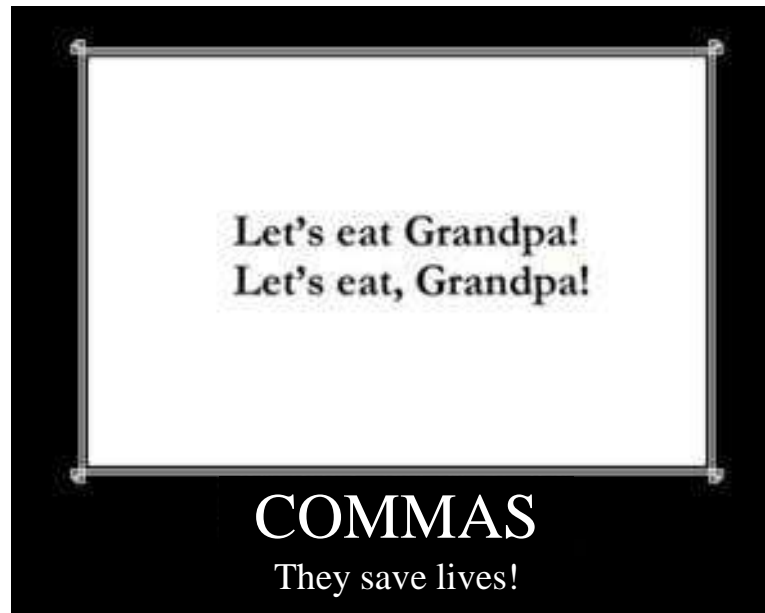
General rules

- Present tense for known facts and peer reviewed literature:
“The average life of a honey bee is 6 weeks”
- Past tense for experiments you have conducted:
“All the honeybees were maintained in an environment with a consistent temperature of 23 degrees centigrade”
- Past tense when you describe the results:
“The average life span of bees in our contained environment was 8 weeks”

In any case, pay attention to the coherence within each section.

Punctuation

- Punctuation orders prose and sends signals to the reader about how to interpret it
- Good sentence structure and punctuation makes reading flow
- Punctuation warns of what is to come; it helps the reader read without having to re-read
- Meaning is changed, sometimes dramatically, by punctuation. It is one of the toolboxes of good writing



Writing in English

- For non-native speakers: **concise, clear sentences are easier to write and easier to understand for everyone.**
- The same advice is true for **native English speakers**: non-native speakers will not understand complicated constructions and obscure words.
 - **Recent JECS review (Spanish reviewer, English author): “The paper needs to be completely rewritten. It is in non-standard English throughout and is impossible to understand”**
- **Minimise the use of acronyms and abbreviations.** “*The MEM, analysed by FE methods, was photographed by SEM and chemically characterised by SAM.*” is bad writing. Find other ways of saying it, even if it takes more words
- **You can consider using AI editing tools (acknowledge their use) to polish your own text (NOT for generating new text)**
- Consider using external editing services (also offered by publishers)

Common phrases to avoid

- *In recent years* ... Not common English. Sounds like the beginning of a long novel
- *Elaboration* - it means something different in English from meaning in French, Italian etc.
It should be: processing, production, fabrication, synthesis, etc.
- The results have *evidenced* that ...
It should be “the results have shown that” or “the results show evidence that”.
- ... corrosion *deteriorates* the material ...
it should be “corrosion degrades the material”
- *weighted* should be “weighed”
- ... the *obtained results* ...
it should be “the results obtained”


- Avoid typos and spelling errors (**use spell checker**)
- Use the same font type everywhere
- Use the same font size everywhere
- Do not use color in text within the manuscript
- Use the same formatting for all tables
- Use the same formatting for all figure captions
- Use the same font type in all figures
- Make sure all the text in a figure is readable after publishing
- Make sure the quality of figures is appropriate
- Use always the same style throughout the manuscript (μm - micron; 1000°C - 1000°C ; X-Ray Diffraction - X-ray diffraction, ...)
- Use the correct journal style for References
- Number pages in the manuscript
- Use a reasonable page formatting (e.g., 2.5 cm each side) and line spacing (e.g., 1.5 or 2)
- Avoid double or triple blank spaces within the text



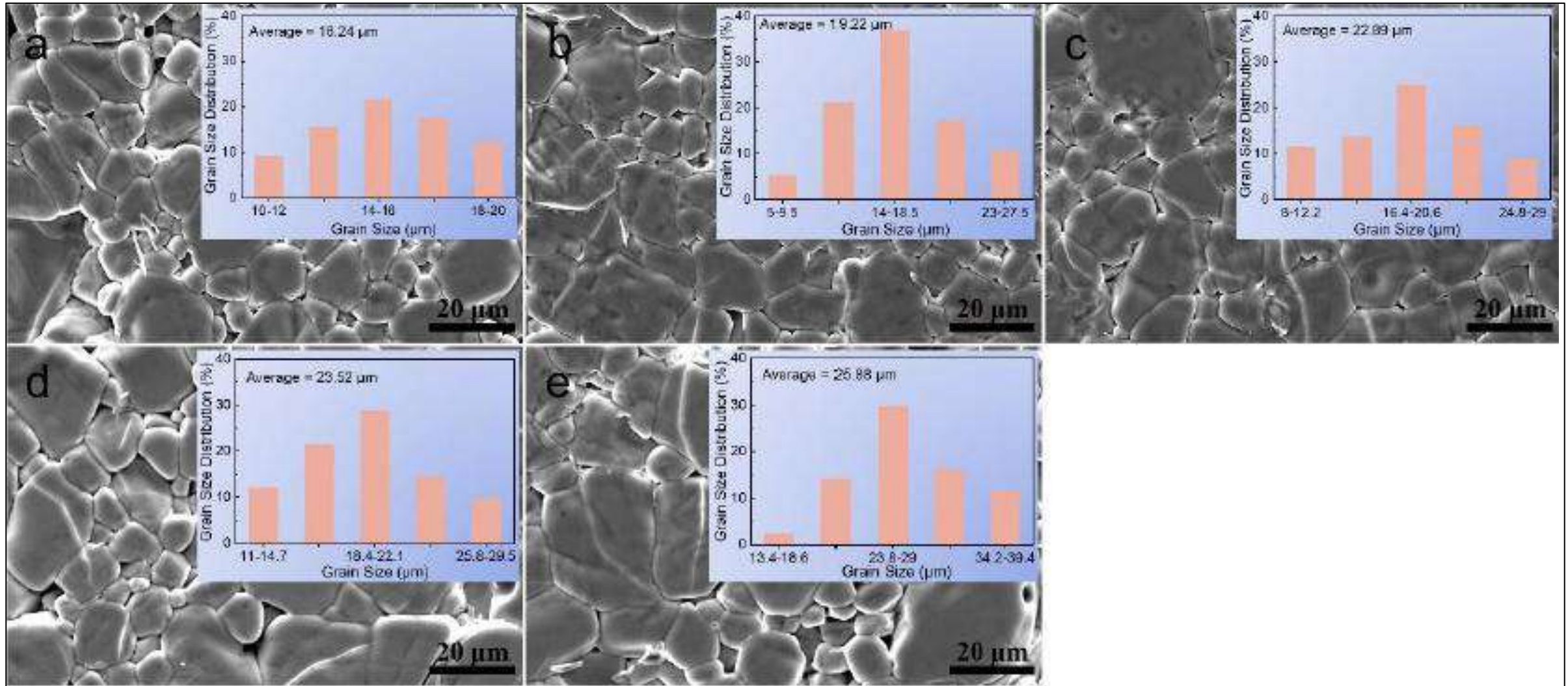
Example 1

- 1.234 ± 0.2
... pay attention to the number of digits in the standard deviation
- $1.2345967 \pm 0.2492384505$ MPa
... pay attention to the number of **physically meaningful** digits
- 165 MPa (or even worse 165 Mpa)
... pay attention to the (lack of) **standard deviation!**

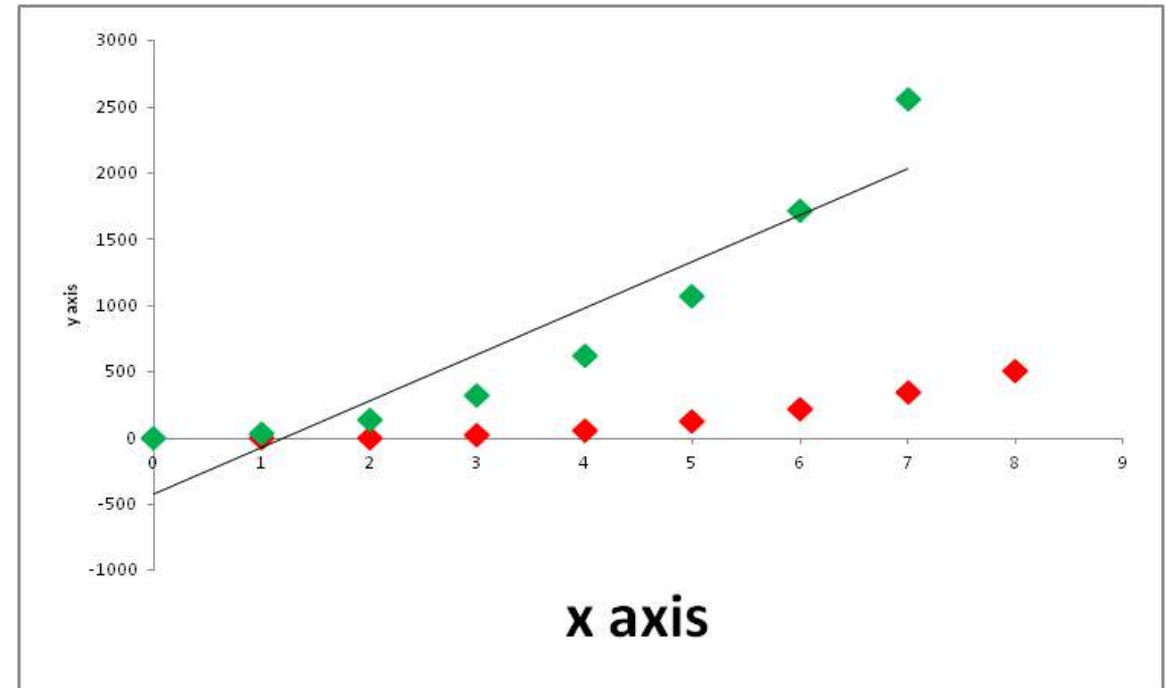
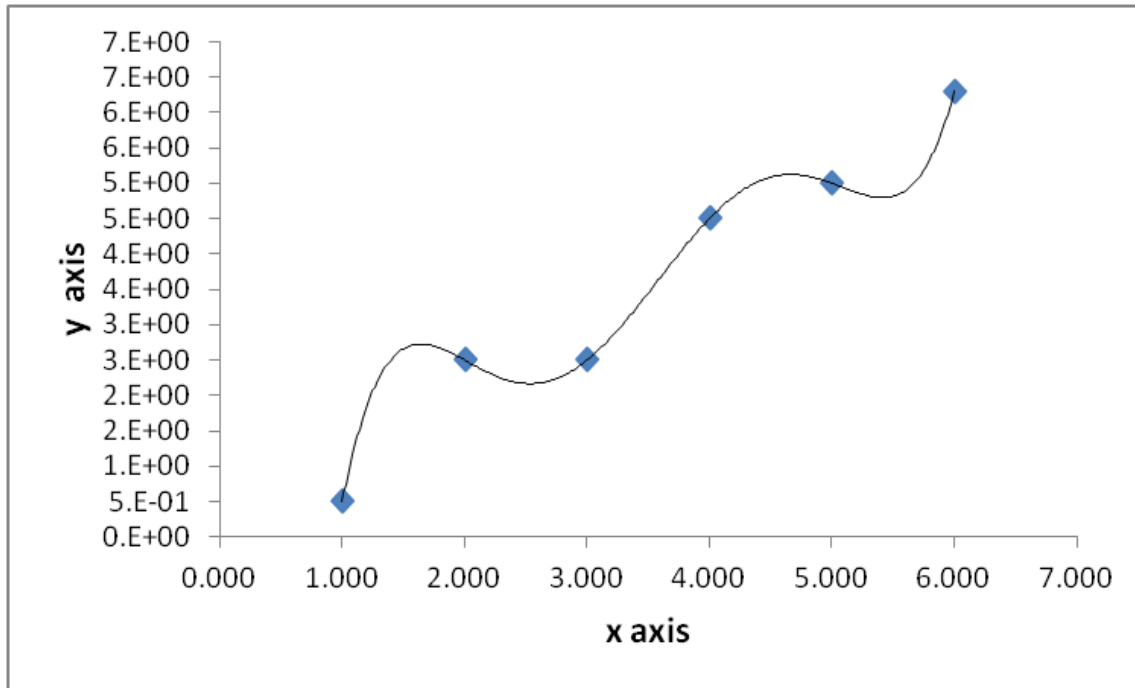
Example 2



Example 3



Example 4



Choosing a journal

- Many factors involved but **FIRST check the scope of the journal** (match for topic, stage and depth of your research). If the journal has already published papers similar to yours, then it is a good match (look at your own references)
- e.g., “The **Journal of the European Ceramic Society** publishes the results of original research and reviews relating to ceramic materials. ... The emphasis is on novel generic science concerning the relationships between processing, microstructure and properties of crystalline ceramics consolidated at high temperature ...”
 - ... in other words, papers on metals, polymers, cements, glasses, powders precipitated from solution, properties with no relationship to microstructure or processing, etc. are rejected immediately!
- e.g., if submitting a manuscript for publication in a Special Issue in **Open Ceramics** make sure that the content of your work matches the specific scope of that Special Issue
 - ... in other words, if the special issue is on Additive Manufacturing of Ceramics, a manuscript on Cold Sintering will be rejected immediately!
- **Impact Factor is NOT everything! Consider the audience you want to reach → citations**
- Consider speed of publication

Use the chosen journal's "Guide for Authors" to format the paper

- "Guide for Authors" includes:
 - Acceptable language
 - Layout
 - Paper length
 - Reference format
 - Other details
- Submit the paper with a SHORT cover letter with the information requested by the Journal, **making sure that you highlight the novelty and importance of your work.** The cover letter should explain why your work is suitable for the journal and why it will be of interest to the journal's readers.
- Wait for a reply (before contacting the editor). Editors have some other commitments.

JECS has published a 'policy and guidelines' document that may help. It discusses about 'good practice' (some aspects included in this presentation).

- Very few papers accepted with no revision
- Do not be offended - the point is to help you to **improve** your paper ...
 - ... **not** to have a long scientific discussion with the Reviewer and Editor by email ...
- Genuinely incorrect reviews are rare but not unknown - in this case reply calmly to the Editor with your arguments
- Consider accepting a referral if offered (expert advice on which journal is most likely to accept your work; fast and easy editorial process if the submission systems are linked)



Dealing with the Reviewers' comments

- Common complaints about Reviewers:
 - “They have not read the paper properly”
 - “They have not understood the paper”
 - “They do not know what they are talking about”
- The fault behind these comments is usually that of the **author** - the paper is not clear, too long, or misleading
- The solution is for you to **revise the paper**

Submitting the revised paper

- Help the Editor to accept the paper:
 - address **each** of the Reviewers' points in the same order as you received them
 - explain precisely **how you have revised the paper** to deal with each point
 - highlight changes in the paper
 - if you decline to make a voluntary revision, explain why
- If your replies are incomplete or unconvincing, the reviewers will ask for a second revision: don't get frustrated and do it!
- **If** you have satisfactorily addressed all the reviewers' comments, **your paper should be now be accepted: CONGRATULATIONS!**

- Prof. Richard Todd, Oxford University, former Editor-in-Chief, JECS
 - Prof. Michael Ashby, Cambridge University
- (see: <http://www-mech.eng.cam.ac.uk/mmd/ashby-paper-V6.pdf>)

